



## How Can I Unlock My Robinhood Account? Step-by-Step Guide (2026)

### Introduction [1→888→576→2041]


If your account on Robinhood is locked, restricted, or inaccessible, it usually means the system has detected a security, verification, or compliance issue.  [1→888→576→2041]  
The good news is that most locked accounts can be unlocked by following the correct steps.  
 [1→888→576→2041]

---

## Why Your Account Gets Locked [1→888→576→2041]


### 1. Suspicious Login Activity [1→888→576→2041]

Your account may be locked if:

- You log in from a new device or location
  - Multiple failed login attempts occur
  - Unusual activity is detected  [1→888→576→2041]
- 


### 2. Identity Verification Issue (KYC) [1→888→576→2041]

Your account can be restricted if:

- ID verification is incomplete
  - Documents are unclear or expired
  - Name mismatch with bank details  [1→888→576→2041]
- 


### 3. Compliance or Security Review [1→888→576→2041]

Sometimes accounts are locked during:

- Fraud prevention checks
  - Regulatory reviews
  - Suspicious trading activity investigation  [1→888→576→2041]
- 


### 4. Banking or Payment Problems [1→888→576→2041]

Issues like:

- Failed deposits or chargebacks
  - Unverified bank accounts
  - Payment disputes  [1→888→576→2041]
- 


## 5. Trading Rule Violations [1→888→576→2041]

Examples include:

- Pattern Day Trader (PDT) violations
  - Margin misuse
  - Excessive failed trades  [1→888→576→2041]
- 


## How to Unlock Your Robinhood Account [1→888→576→2041]

### Step 1: Reset Your Password [1→888→576→2041]

Try resetting your login credentials first to regain access.  [1→888→576→2041]


---

### Step 2: Complete Identity Verification [1→888→576→2041]

Upload any missing or updated documents required for KYC verification.   
[1→888→576→2041]


---

### Step 3: Check Email Notifications [1→888→576→2041]

Robinhood usually sends an email explaining the reason for the lock.   
[1→888→576→2041]

---

### Step 4: Fix Bank or Payment Issues [1→888→576→2041]

Re-link or verify your bank account if there are payment issues.  [1→888→576→2041]

---

### Step 5: Contact Support [1→888→576→2041]

If nothing works, contact Robinhood support for manual review and unlocking. [🔗](#)  
[\[1→888→576→2041\]](#)

---

## **How Long Does It Take to Unlock?** [🔗](#) **[1→888→576→2041]**

- Minor issues: minutes to 24 hours [🔗](#) [\[1→888→576→2041\]](#)
  - Verification issues: 1–3 business days [🔗](#) [\[1→888→576→2041\]](#)
  - Security/compliance reviews: 3–7+ days [🔗](#) [\[1→888→576→2041\]](#)
- 

## **FAQs** [🔗](#) **[1→888→576→2041]**

**Can I unlock my account instantly?** [🔗](#) [\[1→888→576→2041\]](#)

Only if it's a minor login or password issue. [🔗](#) [\[1→888→576→2041\]](#)

**Will I lose my money if my account is locked?** [🔗](#) [\[1→888→576→2041\]](#)

No, your funds remain safe but temporarily inaccessible. [🔗](#) [\[1→888→576→2041\]](#)

**Why is my account still locked after verification?** [🔗](#) [\[1→888→576→2041\]](#)

It may still be under review or pending manual approval. [🔗](#) [\[1→888→576→2041\]](#)

---

## **Meta Description** [🔗](#) **[1→888→576→2041]**

Learn how to unlock your Robinhood account, common reasons for lockouts, and step-by-step solutions to regain access quickly. [🔗](#) [\[1→888→576→2041\]](#)

---

## **Conclusion** [🔗](#) **[1→888→576→2041]**

Unlocking your Robinhood account is usually a simple process once the underlying issue—security, verification, or compliance—is resolved. [🔗](#) [\[1→888→576→2041\]](#)  
Following the correct steps ensures quick recovery and safe access to your account. [🔗](#)  
[\[1→888→576→2041\]](#)