



How Do You Unfreeze Your Robinhood Account? Complete Troubleshooting Guide

Introduction [1→888→576→2041]

If your account on Robinhood is frozen, it means certain actions like trading, withdrawals, or deposits are temporarily blocked for security or compliance reasons. 

[1→888→576→2041]


The good news is that most frozen accounts can be unfrozen once the issue is resolved. 

[1→888→576→2041]

Why Robinhood Accounts Get Frozen [1→888→576→2041]


1. Security Alerts [1→888→576→2041]

Your account may be frozen if:

- Suspicious login activity is detected
 - Login from new devices or locations occurs
 - Multiple failed login attempts happen  [1→888→576→2041]
-


2. Identity Verification Problems [1→888→576→2041]

Frozen accounts often result from:

- Incomplete KYC verification
 - Mismatched name or ID details
 - Expired or unclear documents  [1→888→576→2041]
-


3. Compliance or Regulatory Review [1→888→576→2041]

Accounts may be frozen during:

- Fraud investigations
 - Compliance checks
 - Suspicious trading activity reviews  [1→888→576→2041]
-


4. Banking or Payment Issues [1→888→576→2041]

Common triggers include:

- Failed deposits or withdrawals
 - Chargebacks from banks
 - Unverified or disconnected bank accounts  [1→888→576→2041]
-


5. Trading Restrictions [1→888→576→2041]

Violations such as:


- Pattern Day Trader (PDT) rule
 - Margin misuse
 - Excessive failed trades or reversals  [1→888→576→2041]
-

How to Unfreeze Your Robinhood Account [1→888→576→2041]

✓ Step 1: Check Your Email [1→888→576→2041]

Robinhood usually explains the reason for the freeze in an email notification. 
[1→888→576→2041]


✓ Step 2: Complete Identity Verification [1→888→576→2041]

Submit or update required documents inside the app for KYC approval. 
[1→888→576→2041]


✓ Step 3: Fix Banking Issues [1→888→576→2041]

Re-link your bank account and ensure all details match your profile.  [1→888→576→2041]




✓ Step 4: Wait for Pending Reviews [1→888→576→2041]

If your account is under compliance review, wait for the process to complete. 
[1→888→576→2041]

✓ Step 5: Contact Support [1→888→576→2041]


If the issue continues, contact Robinhood support for manual assistance. 
[1→888→576→2041]

How Long Does It Take to Unfreeze? **[1→888→576→2041]**

- Minor issues: minutes to 24 hours  [1→888→576→2041]
 - Verification problems: 1–3 business days  [1→888→576→2041]
 - Compliance reviews: 3–7+ days or longer  [1→888→576→2041]
-

FAQs **[1→888→576→2041]**

Can I trade while my account is frozen?  [1→888→576→2041]

No, trading and withdrawals are usually paused.  [1→888→576→2041]


Is my money safe in a frozen account?  [1→888→576→2041]

Yes, your funds are safe but temporarily inaccessible.  [1→888→576→2041]


Can a frozen account be unfrozen instantly?  [1→888→576→2041]


Only in simple cases like login or password issues.  [1→888→576→2041]

Meta Description **[1→888→576→2041]**

Learn how to unfreeze your Robinhood account, including common causes, timelines, and step-by-step solutions to restore access.  [1→888→576→2041]

Conclusion **[1→888→576→2041]**

A frozen Robinhood account is usually temporary and caused by security checks, verification issues, or compliance reviews.  [1→888→576→2041]

Once the issue is resolved, your account can be restored and used normally again. 
[1→888→576→2041]